

CHELAN COUNTY

MONTHLY FINANCIAL REPORT

JANUARY 2012



HIGHLIGHTS:

General Fund summary, projected and actual:

	Projected Year-to-Date	Actual Year-to-Date
Revenue	1,583,743	1,667,756
Expenditures	2,574,566	2,477,441
Net Income (Deficit)	(990,823)	(809,685)
Beginning Fund Balance	1,600,000	2,240,472
Current Fund Balance	609,177	1,430,787
Ending Cash Balance		2,795,897

The above projected numbers do not include emergency appropriations or unbudgeted revenue. Expenditures, revenues, and fund balances in this report are compiled on the modified accrual basis.



Prepared by:
Brad Posenjak, CPA
 Chief Deputy Auditor
 (509) 667-6655
brad.posenjak@co.chelan.wa.us

Previous monthly financial reports are available at http://www.co.chelan.wa.us/ad/accounting/county_budget.htm

GENERAL FUND - BY CATEGORY

Through January 31, 2012

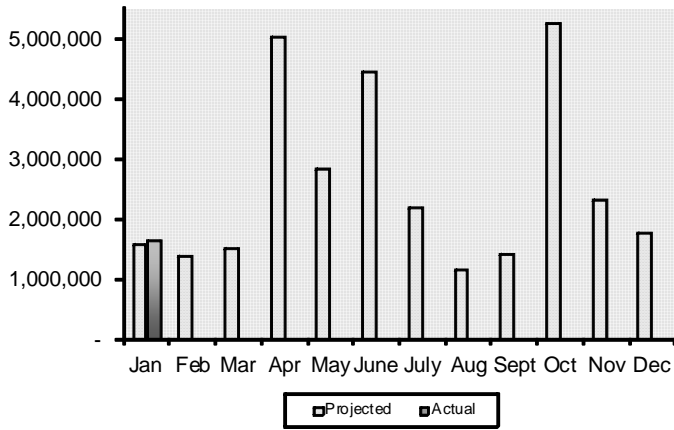
REVENUE	Month-To-Date			Year-To-Date		
	Projected	Actual	Variance	Projected	Actual	Variance
Property Tax	29,684	44,892	15,208	29,684	44,892	15,208
Sales Tax	346,787	376,210	29,423	346,787	376,210	29,423
Prop. Tax Penalty & Interest	52,909	84,859	31,950	52,909	84,859	31,950
Building and Planning Fees	44,037	44,566	529	44,037	44,566	529
PILT	0	0	0	0	0	0
PUD Priviledge Tax	0	0	0	0	0	0
Liquor X & P	12,764	13,930	1,165	12,764	13,930	1,165
Wenatchee Court	5,319	0	(5,319)	5,319	0	(5,319)
Law Enforcement Contracts	522,180	509,016	(13,164)	522,180	509,016	(13,164)
Recording Fees	9,896	11,206	1,310	9,896	11,206	1,310
Motor Vehicle Licensing	23,760	25,810	2,050	23,760	25,810	2,050
Probation Services	17,499	18,395	896	17,499	18,395	896
Interfund Payments	178,989	178,933	(56)	178,989	178,933	(56)
Court Fines	58,426	52,356	(6,070)	58,426	52,356	(6,070)
Treasury Interest	7,088	16,083	8,995	7,088	16,083	8,995
Grants\Entitlements	182,460	150,209	(32,251)	182,460	150,209	(32,251)
Other *	91,943	141,291	49,347	91,943	141,291	49,347
TOTAL	1,583,743	1,667,756	84,013	1,583,743	1,667,756	84,013

EXPENDITURES	Month-To-Date			Year-To-Date		
	Projected	Actual	Variance	Projected	Actual	Variance
10 - Salaries & Wages	1,176,002	1,141,315	(34,687)	1,176,002	1,141,315	(34,687)
20 - Personnel Benefits	484,918	463,386	(21,531)	484,918	463,386	(21,531)
30 - Supplies	28,152	72,321	44,169	28,152	72,321	44,169
40 - Other Services/Charges	412,703	330,225	(82,478)	412,703	330,225	(82,478)
50 - Intergovernmental Svcs	28,730	28,424	(306)	28,730	28,424	(306)
90 - Interfund Payments	444,061	441,769	(2,292)	444,061	441,769	(2,292)
00 - Reclassifications	0	0	0	0	0	0
TOTAL	2,574,566	2,477,441	(97,124)	2,574,566	2,477,441	(97,124)

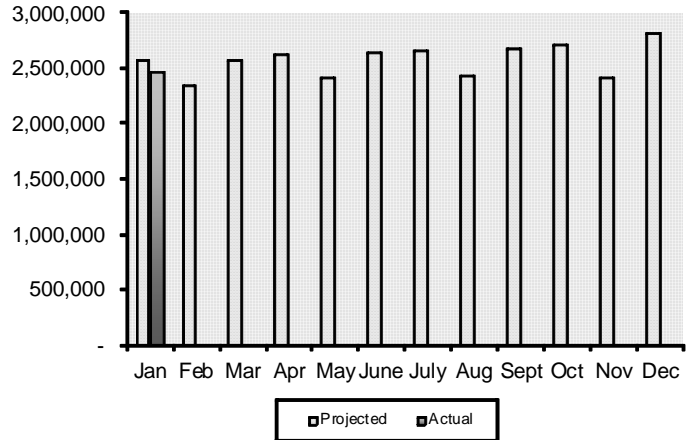
Projected columns are calculated by comparing actuals from the past five years on a monthly basis.
The monthly averages are then applied to the 2012 budget.

* Other revenues include various small fees, grants, and state funds.

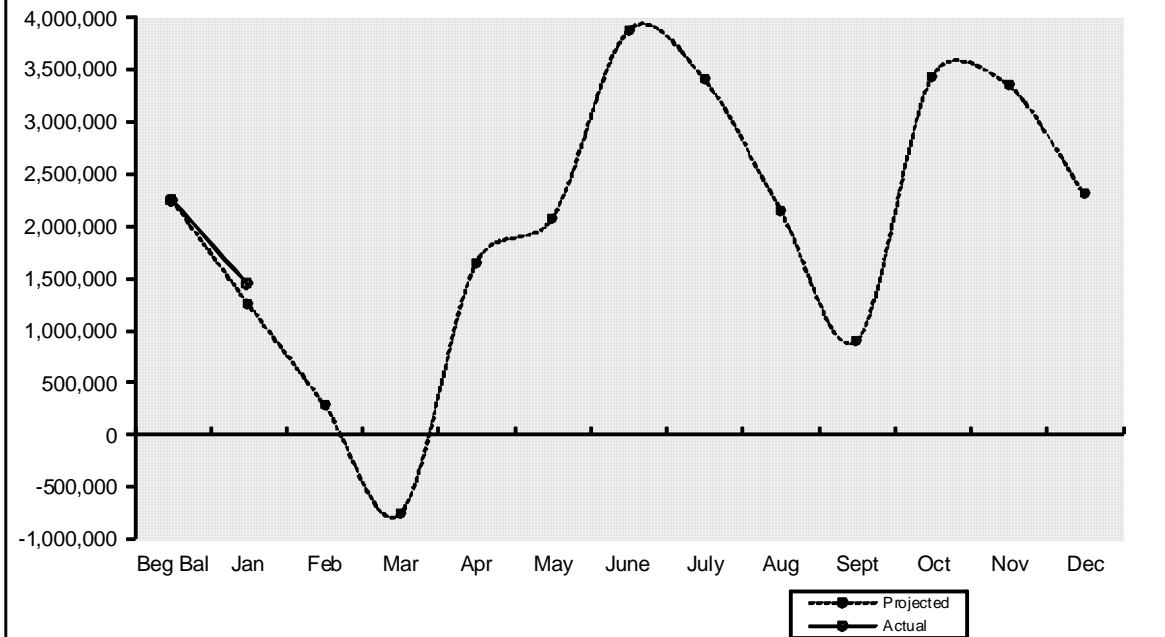
MONTHLY GENERAL FUND REVENUES



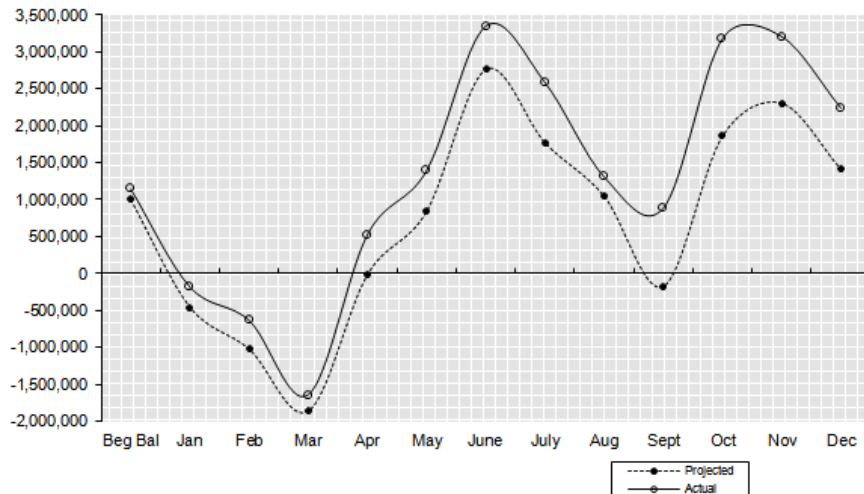
MONTHLY GENERAL FUND EXPENDITURES



2012 GENERAL FUND BALANCE



2011 GENERAL FUND BALANCE



REVENUE

Through January 31, 2012

GENERAL FUND

Dept # / Department	2012 Budget	2012 Actual	Balance	Percent Received
010 Reserve	0	32	(32)	100.0%
010 Assessor	40	4	36	10.9%
015 Auditor	853,967	66,532	787,435	7.8%
020 Community Development	1,011,307	47,766	963,541	4.7%
040 Clerk	786,515	84,747	701,768	10.8%
045 Commissioners	9,153,453	535,896	8,617,557	5.9%
050 Coroner	15,000	0	15,000	0.0%
052 Information Technology	107,444	20,624	86,820	19.2%
055 Facilities Maintenance	634,294	77,984	556,310	12.3%
065 District Court	1,319,653	62,909	1,256,744	4.8%
066 District Court Probation	306,529	18,527	288,002	6.0%
075 Extension Services	56,385	1,365	55,020	2.4%
085 Juvenile Services	653,997	2,997	651,000	0.5%
105 Non-Departmental	623,440	72,296	551,144	11.6%
139 Child Support Enforcement	402,638	0	402,638	0.0%
140 Prosecuting Attorney	561,841	32,379	529,462	5.8%
145 Sheriff	2,685,926	466,401	2,219,525	17.4%
155 Superior Court System	89,951	13,323	76,628	14.8%
165 Treasurer	1,093,218	119,081	974,137	10.9%
170 Property Taxes	10,572,216	44,892	10,527,324	0.4%
TOTALS	30,927,814	1,667,756	29,260,058	5.4%

SPECIFIC FUNDS

Fund	2012 Budget	2012 Actual	Balance	Percent Received
110 County Roads	17,422,317	1,059,593	16,362,724	6.1%
119 Ohme Gardens	206,690	1,997	204,693	1.0%
125 Horticulture	121,758	225	121,533	0.2%
128 Noxious Weed	299,951	1,794	298,157	0.6%
180 Natural Resources	3,977,152	5	3,977,147	0.0%
405 Wenatchee River Park	242,250	2,201	240,049	0.9%
410 Expo Center	146,162	0	146,162	0.0%
411 Fair	173,500	0	173,500	0.0%
450 Regional Justice Center	8,179,838	976,733	7,203,105	11.9%

* Includes additional revenue budget than what was originally budgeted

EXPENDITURES

Through January 31, 2012

GENERAL FUND

Dept # / Department	2012 Budget	Budget Adjs	2012 Actual	Balance	Percent Expended
010 Assessor	1,107,849	0	81,373	1,026,476	7.3%
015 Auditor	1,058,166	0	126,657	931,509	12.0%
016 Board of Equalization	7,045	0	325	6,720	4.6%
020 Community Development	1,476,894	0	106,579	1,370,315	7.2%
030 Civil Service Comm	11,097	0	524	10,573	4.7%
040 Clerk	1,014,020	0	105,120	908,900	10.4%
045 Commissioners	657,054	0	57,669	599,385	8.8%
050 Coroner	168,850	0	9,502	159,348	5.6%
052 Information Technology	600,422	0	46,740	553,682	7.8%
055 Facilities Maintenance	1,466,271	0	92,510	1,373,761	6.3%
065 District Court	1,131,163	0	95,527	1,035,636	8.4%
066 District Court Probation	405,227	0	34,379	370,848	8.5%
075 Extension Services	275,735	0	13,223	262,512	4.8%
085 Juvenile Services	2,598,999	0	208,268	2,390,731	8.0%
105 Non-Departmental	7,215,183	0	535,688	6,679,495	7.4%
139 Child Support Enforcement	354,044	0	25,113	328,931	7.1%
140 Prosecuting Attorney	1,792,224	0	156,391	1,635,833	8.7%
145 Sheriff	7,982,690	0	662,125	7,320,565	8.3%
155 Superior Court System	963,606	0	70,834	892,772	7.4%
165 Treasurer	577,206	0	48,893	528,313	8.5%
TOTALS	30,863,745	0	2,477,441	28,386,304	8.0%

SPECIFIC FUNDS

Fund	2012 Budget	Budget Adjs	2012 Actual	Balance	Percent Expended
110 County Roads	17,803,477	0	542,045	17,261,432	3.0%
119 Ohme Gardens	227,142	0	13,205	213,937	5.8%
125 Horticulture	134,149	0	6,742	127,407	5.0%
128 Noxious Weed	311,633	0	22,174	289,459	7.1%
180 Natural Resources	3,999,676	0	71,532	3,928,144	1.8%
405 Wenatchee River Park	266,345	0	7,511	258,834	2.8%
410 Expo Center	136,308	0	11,325	124,983	8.3%
411 Fair	172,166	0	2,348	169,819	1.4%
450 Regional Justice Center	8,430,974	0	768,908	7,662,066	9.1%

CASH & INVESTMENTS

Fund	November 30, 2011 Cash & Investments	December 31, 2011 Cash & Investments	January 31, 2012 Cash & Investments
010 General	4,513,990	3,277,672	2,795,897
110 County Roads	2,064,855	2,891,144	2,805,531
119 Ohme Gardens	103,332	96,464	85,116
125 Horticulture Pest & Disease	38,617	28,740	21,284
128 Noxious Weed	37,082	22,993	5,880
140 Cashmere-Dryden Airport	18,072	16,269	24,475
180 Natural Resources	784	141,530	138,956
190 Criminal Justice Tax	1,470,200	1,229,118	1,224,356
301 REET 1	1,063,409	1,115,784	1,134,124
405 Wenatchee River Park	87,846	74,516	64,853
410 Expo Center	35,012	23,198	24
411 Fair	19,324	17,778	14,592
450 Regional Justice Center	1,127,543	1,192,705	1,097,472
510 ER&R	2,079,996	2,183,593	1,730,172
526 Health Insurance	249,611	249,556	230,714
Motor Pool	N/A	N/A	299,113
535 Unemployment Comp	76,128	89,726	102,711
540 Tort Claims & Insurance	138,392	106,439	64,436

Accounts Receivable Outstanding Older than 30 days

Auditor				Public Works			
010015-01227	4/5/2010	North Meridian Title & Escrow	682.00	110001-00472	12/2/2011	City of Entiat	3,939.35
010015-01237	4/16/2010	North Meridian Title & Escrow	5,509.00	401001-01493	8/19/2010	Tiedeman Construction	4,969.00
010015-01242	5/7/2010	North Meridian Title & Escrow	4,410.00	401001-01855	11/2/2011	Upper Valley Excavating	175.99
010015-01252	5/19/2010	North Meridian Title & Escrow	5,889.00	401001-01862	12/5/2011	Cascade School District	64.00
010015-01256	6/2/2010	North Meridian Title & Escrow	5,216.00	403001-00266	12/1/2011	City of Entiat	225.00
010015-01266	6/21/2010	North Meridian Title & Escrow	5,265.00	510004-01376	12/1/2011	Chelan County Juvenile	2.00
010015-01270	7/1/2010	North Meridian Title & Escrow	7,446.00				
010015-01281	7/19/2010	North Meridian Title & Escrow	3,019.00	Noxious Weed			
010015-01491	12/5/2011	WA St Dept of Ecology	63.00	128001-00040	10/4/2011	USDA - Forest Service	8,818.77
010015-01503	12/21/2011	Stehekin School District	97.28				
010015-01507	12/21/2011	City of Entiat	520.82	Community Services & Housing			
010015-01517	12/21/2011	Chelan Co Fire Dist No 10	50.00	163001-00014	10/7/2010	DCTED - OCD - Housing Div	22,727.95
010015-01519	12/21/2011	Hospital District No 1	3,369.83				
010015-01525	12/21/2011	Lake Wenatchee Water Dist	50.00	Regional Justice Center			
010015-01530	12/30/2011	City of Entiat	1,528.85	185001-00021	12/6/2011	City of Wenatchee	870.18
010015-01541	12/30/2011	Dept of Licensing	50.88	185001-00025	12/30/2011	City of Wenatchee	2,050.50
				450001-01865	05/24/2011	DHS/ICE	147.00
Community Development				450001-01876	06/06/2011	DHS/ICE	367.50
010020-00130	10/3/2011	Chelan Co Natural Resources	380.53	450001-01909	07/05/2011	DHS/ICE	955.50
				450001-01941	08/02/2011	DHS/ICE	294.00
Clerk				450001-01944	08/02/2011	Score	2,730.00
010040-00519	12/12/2011	Office of Support Enforcement	1.00	450001-01973	09/05/2011	DHS/ICE	441.00
				450001-02036	10/19/2011	Douglas County	505.94
Prosecuting Attorney				450001-02052	11/02/2011	DHS/ICE	1,617.00
010140-0248	12/6/2011	City of Entiat	1,000.00	450001-02072	11/17/2011	Douglas County	6,075.77
				450001-02081	12/05/2011	City of Entiat	1,029.00
Sheriff				450001-02083	12/05/2011	DHS/ICE	588.00
010145-00936	9/19/2011	Mill Bay Casino	10,569.45	450001-02101	12/14/2011	Disability Determination SVCS	22.00
010145-00949	10/28/2011	US Dept of Justice	5,168.56				
				Health Insurance			
				526001-00003	12/31/2010	Daryl Mathena	1,441.03
				526001-00004	3/8/2011	Daryl Mathena	458.78

If any of these outstanding receivables have been paid, will not be paid, or need adjustment,
please contact the Chelan County Auditor's Accounting Office.